



SOIL & WASTE

SYSTEM

Aim higher



Fact: Trend towards prefabrication

In most countries the labour costs are becoming an increasing part of the total installed cost of a project. To keep these costs at a minimum all major builders are steering towards prefabrication and modular design.



Fact: Evermore durable

Total cost of ownership is the name of the game. When translating this to installed systems, it means durable and quality materials that are proven to be low maintenance, now and in the future.



Fact: Complex modular designs

While building plans can take several years to develop because of large and complex designs, the building itself takes up less and less time. This requires modular design and smart use of materials on site.

DRIVEN BY DURABILITY

Modern building designs present evermore extreme challenges. Today, whether a consultant or installer, you need soil & waste solutions capable of responding to the commercial challenges faced by your clients' and end users' businesses. The drive for more:

Durability

Akatherm HDPE soil & waste systems are made from polyethylene, a durable material with a very long lifetime.

Low cost of ownership

Easy prefabrication and installation with secure joints all work together to keep the total cost of ownership at a minimum.

Security and flexibility

Akatherm HDPE soil & waste systems can be poured into concrete, embedded in the ground or hung from the ceiling and still sustain and perform.



These particular challenges can only be overcome by a specialist drainage solution. Aliaxis helps you meet these demands with confidence.

Aliaxis offers more than just a soil & waste system. Like every specialist drainage solution from Aliaxis, it comes with a comprehensive level of support.

All our systems are backed by dedicated software, full training and unique products, plus the service standards you would expect from high performance drainage experts and the worldwide backing of the Aliaxis group.



Decisive advantages of Akatherm HDPE

High Density Polyethylene is an exceptionally flexible and tough material, highly resistant to mechanical stress and impact even at low temperatures.

Akatherm HDPE has a complete product range consisting of pipes and fittings from 40 mm to 315 mm. It includes a wide range of branches, bends, traps, sanitary and connection fittings.

HDPE is a light weight system with simple and secure jointing techniques like electrofusion. It is a fully closed system with homogenous joints. Cost saving prefabrication is possible even in large sizes.



BE SMARTER

Akatherm HDPE has a high temperature and chemical resistance which makes it ideal for drainage in residential housing, commercial kitchens and laundries. It is flexible and tough for installation underground and embedded in concrete. Its closed system is perfect for trade waste applications like industrial and laboratory fluids where system integrity and secure homogenous connections are critical.



Chemical resistant



Elastic



Hot water resistant



Impact-resistant and tough

Quality and certification

Akatherm HDPE is developed and manufactured within an ISO 9001 Quality Assurance system and complies with the EN 1519 and other relevant international standards as well as meeting numerous national approved quality and safety standards.



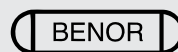
Germany



The Netherlands



Switzerland



Belgium



Denmark



Sweden



United Kingdom



Australia



Austria



France




ISO 9001
Quality
management system



ISO 14001
Environmental
management system

Jointing technology

Akatherm HDPE offers a choice of welded and mechanical jointing techniques. Welded joints provide a homogenous joint ideal for ceiling voids, vertical stacks and underground pipework. Mechanical joints offer adjustability, flexibility and the option to demount.



Mechanical joints

- Plug-in joint
- Snap joint
- Screw-thread joint
- Flanged joint
- Contraction sleeve
- Sleeve coupling
- Metal coupling
- Rubber collar joint

Welded joints

- Butt-weld joint
- Electrofusion joint

Suited for efficient joints and prefabrication

Butt-welding homogenously joints HDPE pipes and fittings into prefabricated sections without using additional connection fittings.



Suited for on-site joints in tight areas




Electrofusion is a rapid and simple way of permanently jointing individual pipes and fittings or prefabricated pipe sections in tight places.

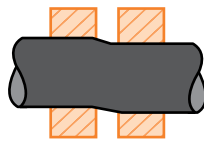
THINK IT. BUILD IT.

Simple, secure & fast

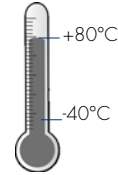
+ Material advantages



Impact-resistant and tough:
Unbreakable at temperatures
above 5°C



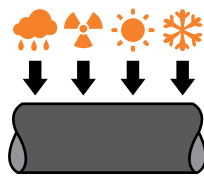
Elastic and flexible:
Adjusts to local ground
movement for underground use



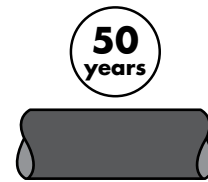
Thermal resistant:
Applications possible between
-40°C and 80°C. Up to 100°C
for short periods of time.



Chemical resistant:
Suitable for transport of polluted
waste water

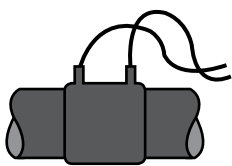


UV & weather resistant:
Unrestricted outside use through
carbon black additives

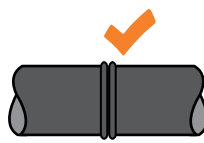


Wear resistant:
Lower cost due to long lifetime

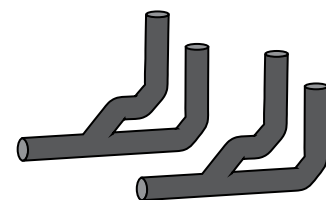
+ System advantages




Welded system:
Simple and secure installation
using butt-welding and
electrofusion



Homogeneous welded joints:
Pull tight and leak proof for a
completely closed system




Prefabrication:
Fast and cost-saving installation
of repetitive systems



Light in weight:
Cost saving in transport and
handling



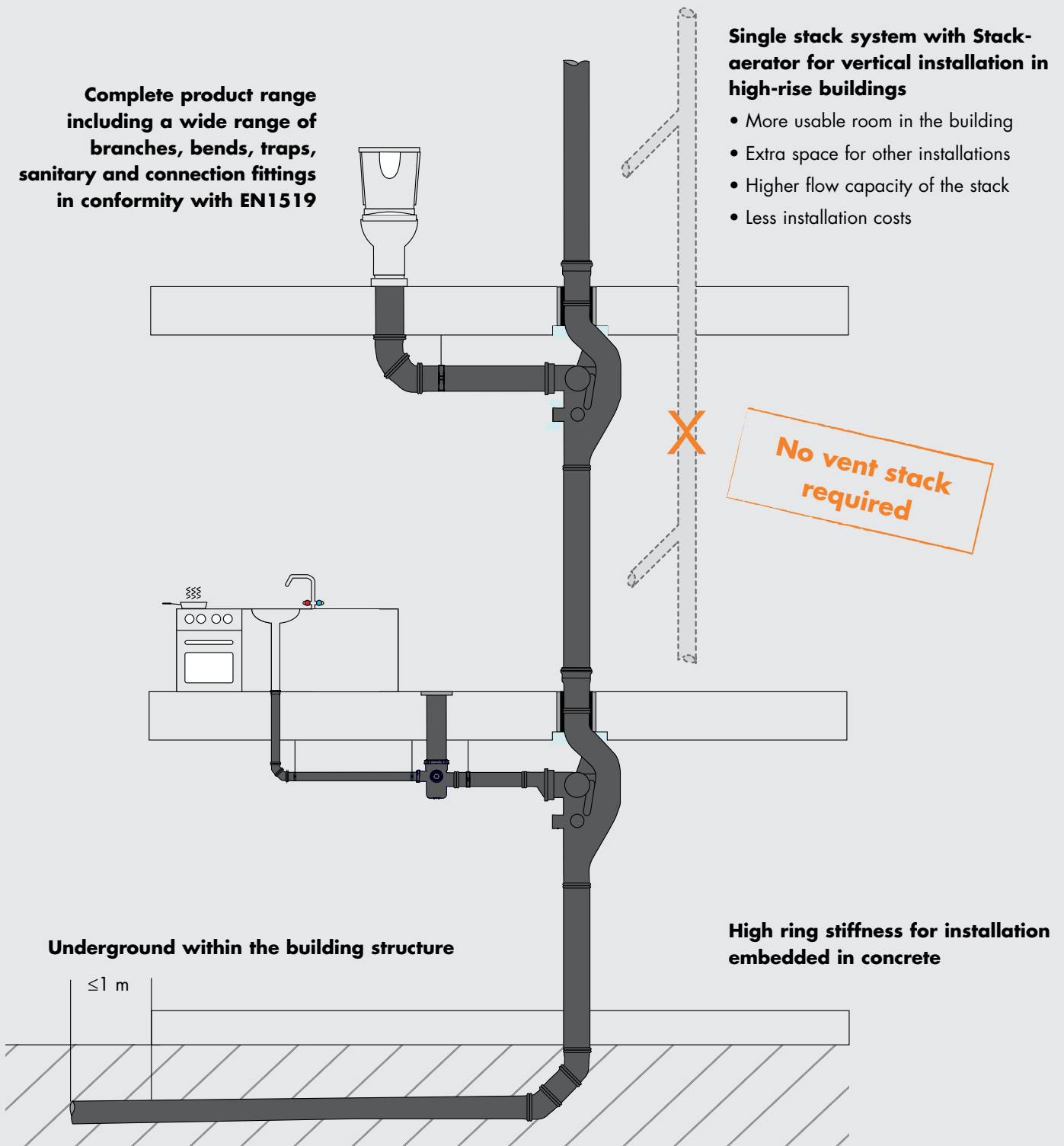
Low heat conductivity:
No condensation insulation
required during short periods of
cooling



Non-toxic:
100% recyclable and
environmental friendly

AIM HIGHER

Because skyscrapers are designed evermore extreme, a single stack soil & waste system offers you the possibility to aim higher. End users gain more useable space inside the building because the vent pipe is obsolete. Architects can create extreme building shapes and go 'sky high' because the unique aspects offer several flexible connection possibilities. Material and installation costs are reduced through low weight, the vent pipe being obsolete and prefabricated pipe segments.



Akatherm HDPE

Pipes

Pipe tempered



d_1	Code
40 x 3,0	10 04 00
50 x 3,0	10 05 00
56 x 3,0	10 56 00
63 x 3,0	10 06 00
75 x 3,0	10 07 00
90 x 3,5	10 09 00
110 x 4,2	10 11 00
125 x 4,8	10 12 00
160 x 6,2	10 16 00
200 x 7,7	10 20 10
250 x 9,6	10 25 10
315 x 12,1	10 31 10
200 x 6,2	10 20 00
250 x 7,7	10 25 00
315 x 9,7	10 31 00

Fittings

Reducer eccentric



d_1/d_2	Code
50/40	16 05 04
56/40	16 56 04
56/50	16 56 05
63/40	16 06 04
63/50	16 06 05
63/56	16 06 56
75/40	16 07 04
75/50	16 07 05
75/56	16 07 56
75/63	16 07 06
90/40	16 09 04
90/50	16 09 05
90/56	16 09 56
90/63	16 09 06
90/75	16 09 07
110/40	16 11 04
110/50	16 11 05
110/56	16 11 56
110/63	16 11 06
110/75	16 11 07
110/90	16 11 09
125/50	16 12 05
125/56	16 12 56
125/63	16 12 06
125/75	16 12 07
125/90	16 12 09
125/110	16 12 11
160/110	16 16 11
160/125	16 16 12

Reducer eccentric long



d_1/d_2	Code
200/110	14 20 11
200/125	14 20 12
200/160	14 20 16
250/200	14 25 20
315/200	14 31 20
315/250	14 31 25

Bend 90°



d_1	Code
160	11 16 91
200	11 20 91
250	11 25 91
315	11 31 91

Reducer concentric



d_1/d_2	Code
40/32	15 04 03
50/32	15 05 03
50/40	15 05 04
56/40	15 56 04
56/50	15 56 05
63/40	15 06 04
63/50	15 06 05
63/56	15 06 56
75/40	15 07 04
75/50	15 07 05
75/56	15 07 56
75/63	15 07 06
90/40	15 09 04
90/50	15 09 05
90/56	15 09 56
90/63	15 09 06
90/75	15 09 07
110/40	15 11 04
110/50	15 11 05
110/56	15 11 56
110/63	15 11 06
110/75	15 11 07
110/90	15 11 09
125/50	15 12 05
125/56	15 12 56
125/63	15 12 06
125/75	15 12 07
125/90	15 12 09
125/110	15 12 11
160/110	15 16 11
160/125	15 16 12
200/160	15 20 16
250/160	15 25 16
250/200	15 25 20
315/200	15 31 20
315/250	15 31 25

Bend 90° with long side



d_1	Code
40	11 04 92
50	11 05 92
56	11 56 92
63	11 06 92
75	11 07 92
90	11 09 92
110	11 11 96
125	11 12 92

Bend 15°



d_1	Code
110	18 11 15
125	18 12 15
160	18 16 15
200	18 20 15
250	18 25 15
315	18 31 15

Bend 30°



d_1	Code
110	18 11 30
125	18 12 30
160	18 16 30
200	18 20 30
250	18 25 30
315	18 31 30

Bend 90° reduced



d_1/d_2	Code
50/40	17 05 04
63/50	17 06 05

Bend 180°



d_1	Code
40	11 04 99
50	11 05 99
56	11 56 99
63	11 06 99

Bend 88,5° electrofusible



d_1	Code
110	11 11 98

Elbow 88,5°



d ₁	Code
40	12 04 88
50	12 05 88
56	12 56 88
63	12 06 88
75	12 07 88
90	12 09 88
110	12 11 88
125	12 12 88
160	12 16 88
200	12 20 88
250	12 25 88
315	12 31 88

Elbow 45°



d ₁	Code
40	12 04 45
50	12 05 45
56	12 56 45
63	12 06 45
75	12 07 45
90	12 09 45
110	12 11 45
125	12 12 45
160	12 16 45
200	12 20 45
250	12 25 45
315	12 31 45

Elbow 45° with long side



d ₁	Code
75	12 07 46
90	12 09 46
110	12 11 46

Elbow 90° with long side



d ₁	Code
90	12 09 93
110	12 11 93

Y-piece 60°



d ₁ /d ₂	Code
50/40	37 05 04
63/50	37 06 05
110/110	37 11 11

Y-branch 45°



d ₁ /d ₂	Code
40/40	30 04 04
50/40	30 05 04
50/50	30 05 05
56/40	30 56 04
56/50	30 56 05
56/56	30 56 56
63/40	30 06 04
63/50	30 06 05
63/56	30 06 56
63/63	30 06 06
75/40	30 07 04
75/50	30 07 05
75/56	30 07 56
75/63	30 07 06
75/75	30 07 07
90/40	30 09 04
90/50	30 09 05
90/56	30 09 56
90/63	30 09 06
90/75	30 09 07
90/90	30 09 09
110/40	30 11 04
110/50	30 11 05
110/56	30 11 56
110/63	30 11 06
110/75	30 11 07
110/90	30 11 09
110/110	30 11 11
125/40	30 12 04
125/50	30 12 05
125/56	30 12 56
125/63	30 12 06
125/75	30 12 07
125/90	30 12 09
125/110	30 12 11
125/125	30 12 12
160/50	30 16 05
160/63	30 16 06
160/56	30 16 56
160/63	30 16 06
160/75	30 16 07
160/90	30 16 09
160/110	30 16 11
160/125	30 16 12
160/160	30 16 16
200/50	30 20 05
200/56	30 20 56
200/63	30 20 06
200/75	30 20 07
200/90	30 20 09
200/110	30 20 11
200/125	30 20 12
200/160	30 20 16
200/200	30 20 20
250/75	30 25 07
250/90	30 25 09
250/110	30 25 11
250/125	30 25 12
250/160	30 25 16
250/200	30 25 20
250/250	30 25 25
315/75	30 31 07
315/90	30 31 09
315/110	30 31 11
315/125	30 31 12
315/160	30 31 16
315/200	30 31 20
315/250	30 31 25
315/315	30 31 31

Branch 88,5°



d ₁ /d ₂	Code
40/40	20 04 04
50/40	20 05 04
50/50	20 05 05
56/50	20 56 05
56/56	20 56 56
63/40	20 06 04
63/50	20 06 05
63/56	20 06 56
63/63	20 06 06
75/40	20 07 04
75/50	20 07 05
75/56	20 07 56
75/63	20 07 06
75/75	20 07 07
90/40	20 09 04
90/50	20 09 05
90/56	20 09 56
90/63	20 09 06
90/75	20 09 07
90/90	20 09 09
110/40	20 11 04
110/50	20 11 05
110/56	20 11 56
110/63	20 11 06
110/75	20 11 07
110/90	20 11 09
110/110	20 11 11
125/50	20 12 05
125/56	20 12 56
125/63	20 12 06
125/75	20 12 07
125/90	20 12 09
125/110	20 12 11
125/125	20 12 12
160/50	20 16 05
160/56	20 16 56
160/63	20 16 06
160/75	20 16 07
160/90	20 16 09
160/110	20 16 11
160/125	20 16 12
160/160	20 16 16
200/75	20 20 07
200/90	20 20 09
200/110	20 20 11
200/125	20 20 12
200/160	20 20 16
200/200	20 20 20
250/110	20 25 11
250/125	20 25 12
250/160	20 25 16
250/200	20 25 20
250/250	20 25 25
315/110	20 31 11
315/125	20 31 12
315/160	20 31 16
315/200	20 31 20
315/250	20 31 25
315/315	20 31 31

Double branch 45°



d ₁ /d ₂	Code
110/40	36 11 04
110/50	36 11 05
110/110	36 11 11

Akatherm HDPE

Clean out branch 45°



d ₁ /d ₂	Code
110/110	33 11 00
125/110	33 12 00
160/110	33 16 00

Clean out branch 90°



d ₁ /d ₂	Code
40/40	23 04 00
50/50	23 05 00
56/56	23 56 00
63/63	23 06 00
75/75	23 07 00
90/90	23 09 00
110/110	23 11 20
125/110	23 12 00
160/110	23 16 20
200/110	23 20 00
250/110	23 25 00
315/110	23 31 00

Branch 88,5° swept entry



d ₁ /d ₂	Code
110/110	25 11 11

Double ball branch 88,5° - 90°



d ₁ /d ₂	Code
110/50	24 11 14
110/56	24 11 15
110/63	24 11 16
110/75	24 11 17
110/90	24 11 19
110/110	24 11 01
125/50	24 12 14
125/56	24 12 15
125/75	24 12 17
125/110	24 12 01
125/125	24 12 12

Double ball branch 88,5° - 135°



d ₁ /d ₂	Code
110/50	24 11 24
110/56	24 11 25
110/63	24 11 26
110/75	24 11 27
110/90	24 11 29
110/110	24 11 02
125/50	24 12 24
125/56	24 12 25
125/75	24 12 27
125/110	24 12 02
125/125	24 12 22

Double ball branch 88,5° - 180°



d ₁ /d ₂	Code
110/50	24 11 34
110/56	24 11 35
110/63	24 11 36
110/75	24 11 37
110/90	24 11 39
110/110	24 11 03
125/50	24 12 34
125/56	24 12 35
125/75	24 12 37
125/110	24 12 03
125/125	24 12 32

Triple ball branch 88,5° - 90°



d ₁ /d ₂	Code
110/50	34 11 14
110/56	34 11 15
110/63	34 11 16
110/75	34 11 17
110/90	34 11 19
110/110	34 11 01
125/50	34 12 14
125/56	34 12 15
125/75	34 12 17
125/110	34 12 01
125/125	34 12 12

Triple ball branch 88,5° - 135°



d ₁ /d ₂	Code
110/50	34 11 24
110/56	34 11 25
110/63	34 11 26
110/75	34 11 27
110/90	34 11 29
110/110	34 11 02
125/50	34 12 24
125/56	34 12 25
125/75	34 12 27
125/110	34 12 02
125/125	34 12 22

Fourfold ball branch 88,5° - 90°



d ₁ /d ₂	Code
110/50	44 11 14
110/56	44 11 15
110/63	44 11 16
110/75	44 11 17
110/90	44 11 19
110/110	44 11 01
125/50	44 12 14
125/56	44 12 15
125/75	44 12 17
125/110	44 12 01
125/125	44 12 12

Stack-aerator



d ₁	Code
110	60 11 17
160	60 16 17

End cap



d ₁	Code
40	67 04 07
50	67 05 07
56	67 56 07
63	67 06 07
75	67 07 07
90	67 09 07
110	67 11 07
125	67 12 09
160	67 16 09
200	67 20 09
250	67 25 09
315	67 31 09

Connection fittings

Electrofusion coupler Akafusion



d ₁	Code
40	41 04 95
50	41 05 95
56	41 56 95
63	41 06 95
75	41 07 95
90	41 09 95
110	41 11 95
125	41 12 95
160	41 16 95
200	41 20 65
250	41 25 65
315	41 31 65

Snap socket



d ₁	Code
40	40 04 10
50	40 05 10
63	40 06 10
75	40 07 10
90	40 09 10
110	40 11 10
125	40 12 10
160	40 16 10
200	40 20 10

Expansion socket with anchor point



d ₁	Code
40	40 04 20
50	40 05 20
56	40 56 20
63	40 06 20
75	42 07 20
90	42 09 20
110	42 11 20
125	42 12 20
160	42 16 20
200	40 20 20
250	40 25 20
315	40 31 20

Snap socket short



d ₁	Code
110	40 11 40

Plug-in socket



d ₁	Code
40	42 04 50
50	42 05 50
56	42 56 50
63	42 06 50
75	42 07 50
90	42 09 50
110	42 11 50
125	42 12 50
160	42 16 50

Screw coupler short



d ₁	Code
40	43 04 30
50	43 05 30
56	43 56 30
63	43 06 30
75	43 07 30
90	43 09 30
110	43 11 30

Inspection screw lock long



d ₁	Code
40	66 04 40
50	66 05 40
56	66 56 40
63	66 06 40
75	66 07 40
90	66 09 40
110	66 11 40

Flange bushing for screw coupler



d ₁	Code
40	43 04 05
50	43 05 05
56	43 56 05
63	43 06 05
75	43 07 05
90	43 09 05
110	43 11 05

Inspection screw lock short



d ₁	Code
75	66 07 00
110	66 11 20

Waste connector



d ₁	Code
32 x 1¼"	98 03 81
40 x 1½"	98 04 82
50 x 2"	98 05 83

Female thread adaptor short



d ₁	Code
40 x ½"	91 04 78
40 x ¾"	91 04 79
40 x 1"	91 04 80
40 x 1¼"	91 04 81
50 x 1"	91 05 80
50 x 1¼"	91 05 81
50 x 1½"	91 05 82
63 x 1½"	91 06 82
63 x 2"	91 06 83

Female thread adaptor long



d ₁	Code
40 x ½"	92 04 78
40 x ¾"	92 04 79
40 x 1"	92 04 80
40 x 1¼"	92 04 81
50 x ½"	92 05 78
50 x ¾"	92 05 79
50 x 1"	92 05 80
50 x 1¼"	92 05 81
50 x 1½"	92 05 82
50 x 2"	92 05 83
56 x 2"	92 56 83
63 x 1½"	92 06 82
63 x 2"	92 06 83
75 x 2½"	92 07 84

Male thread adaptor short



d ₁	Code
40 x ½"	96 04 78
40 x ¾"	96 04 79
40 x 1"	96 04 80
40 x 1¼"	96 04 81
50 x 1"	96 05 80
50 x 1¼"	96 05 81
50 x 1½"	96 05 82
63 x 1½"	96 06 82
63 x 2"	96 06 83

Contraction socket



d ₁ /d	Code
40/50	55 04 01
40/70	55 04 02
50/70	55 05 03
50/80	55 05 04
56/75	55 56 01
63/75	55 06 01
63/85	55 06 03
75/90	55 07 01
75/100	55 07 02
90/110	55 09 02
110/125	55 11 02
110/135	55 11 03
110/150	55 11 04
125/155	55 12 01
125/170	55 12 02
160/180	55 16 02
160/195	55 16 04
200/225	55 20 01
250/280	55 25 01

Male thread adaptor long



d ₁	Code
40 x ½"	97 04 78
40 x ¾"	97 04 79
40 x 1"	97 04 80
40 x 1¼"	97 04 81
50 x 1"	97 05 80
50 x 1¼"	97 05 81
50 x 1½"	97 05 82
56 x 2"	97 56 83
63 x 1½"	97 06 82
63 x 2"	97 06 83
75 x 2½"	97 07 84

Stub flange



d ₁	Code
40	47 04 02
50	47 05 02
56	47 56 02
63	47 06 02
75	47 07 02
90	47 09 02
110	47 11 02
125	47 12 02
160	47 16 02
200	47 20 02
250	47 25 02
315	47 31 02

Akatherm HDPE

Gasket flat



d ₁	Code
40/32	47 04 13 910
50/40	47 05 13 910
56/50	47 06 13 810
63/50	47 06 13 810
75/65	47 07 13 810
90/80	47 09 13 810
110/100	47 11 13 810
125/100	47 12 13 810
160/150	47 16 13 810
200/200	47 20 13 810
250/250	47 25 13 810
315/300	47 31 13 810

Profile backing ring PP ductile iron core



d ₁ /DN	Code
40/32	47 04 09 010
50/40	47 05 09 010
56/50	47 06 09 010
63/50	47 06 09 010
75/65	47 07 09 010
90/80	47 09 09 010
110/100	47 11 09 010
125/100	47 12 09 010
160/150	47 16 09 010
200/200	47 20 09 010
250/250	47 25 09 010
315/300	47 31 09 010

Blind flange PP ductile iron core



d ₁ /DN	Code
40/32	47 04 85 010
50/40	47 05 85 010
56/50	47 06 85 010
63/50	47 06 85 010
75/65	47 07 85 010
90/80	47 09 85 010
110/100	47 11 85 010
125/100	47 11 85 010
160/150	47 16 85 010
200/200	47 20 85 010
250/250	47 25 85 010
315/300	47 31 85 010

Protection cap for pipe



d ₁	Code
40	40 04 29
50	40 05 29
56	40 56 29
63	40 06 29
75	40 07 29
90	40 09 29
110	40 11 29
125	40 12 29
160	40 16 29

Rubber collar for pipe in pipe joints



d ₁ /d	Code
50/32	51 33 01
50/40	51 35 01
56/32	51 33 03
56/40	51 35 03
63/32	51 35 02
63/40	51 36 02
63/50	51 37 02

Double-flange bushing



d ₁	Code
110	43 11 15
125	43 12 15
160	43 16 15
200	43 20 15
250	43 25 15
315	43 31 15

Transition to stoneware



d ₁	Code
110	56 11 40
125	56 12 40
160	56 16 40
200	56 20 40
250	56 25 40
315	56 31 40

Transition to cast iron



d ₁	Code
200	56 20 50
250	56 25 50
315	56 31 50

Sanitary fittings

Wall-lavatory bend 90°



d ₁ /d	Code
90/90	50 09 84
110/90	50 11 85
110/110	50 11 82

Double wall-lavatory bend 90° (vertical)



d ₁ /d	Code
110/90	50 09 34
110/110	50 11 34

Double wall-lavatory bend 90° (horizontal)



d ₁ /d	Code
110/90	50 09 35
110/110	50 11 35

Wall-lavatory bend 90° left (horizontal)



d ₁ /d	Code
90/90	50 09 32
110/90	50 10 32
110/110	50 11 32

Wall-lavatory bend 90° right (horizontal)



d ₁ /d	Code
90/90	50 09 33
110/90	50 10 33
110/110	50 11 33

Wall-lavatory socket



d ₁ /d	Code
90/90	50 09 51
110/110	50 11 71

Protection plug



d ₁	Code
90	43 09 19
110	43 11 19

Universal protection plug



Code
43 46 19

Floor-lavatory socket



d ₁	Code
90	50 09 01
110	50 11 01

Trap connection socket



d ₁	Code
32	51 03 01
40	51 04 01
50	51 05 01
56	51 56 01
50	51 05 02
56	51 56 02

Trap connection bend 90°



d ₁	Code
40	51 04 11
50	51 05 11
56	51 56 11
50	51 05 12
56	51 56 12

Floor-lavatory bend 90°



d ₁	Code
90	50 09 11
110	50 11 11

Rubber collar for trap connection socket/bend



d ₁	Code
46	51 33 01
46	51 35 01
58	51 35 02
58	51 36 02
58	51 37 02

Rubber seal for floor-lavatory socket/bend



d ₁	Code
129	50 11 13

Traps

Floor waste gully electrofusable



d ₁ /d ₂ /d ₃	Code
110/3x56/75	46 11 56

Floor waste gully push-fit



d ₁ /d ₂ /d ₃	Code
110/3x50/75	46 11 05

Four way riser electrofusable



d ₁ /d ₂	Code
110/4x56	46 11 11

Universal trap with flange bushing



d ₁	Code
63	06 06 09
75	07 07 09
90	09 09 09
110	11 11 09

S-trap



d ₁ /d ₂	Code
40/40	04 04 01
50/40	04 05 01
50/50	05 05 01
56/50	05 56 01
63/50	05 06 01
56/56	56 56 01
63/63	06 06 01
75/75	07 07 01

P-trap



d ₁ /d ₂	Code
40/40	04 04 02
50/40	04 05 02
50/50	05 05 02
63/50	05 06 02
56/56	56 56 02
63/63	06 06 02

Running trap



d ₁ /d ₂	Code
40/40	04 04 03
50/50	05 05 03
56/56	56 56 03
63/63	06 06 03

Spare parts

Collar for plug-in socket, plug-in socket short, snap socket and expansion socket



d ₁	Code
40	40 04 13
50	40 05 13
56	40 56 13
63	40 06 13
75	40 07 13
75	42 07 23
90	40 09 13
90	42 09 23
110	40 11 13
110	42 11 23
125	40 12 13
125	42 12 23
160	40 16 13
160	42 16 23
200	40 20 13
200	40 20 23
250	40 25 23
315	40 31 23

Protection plug for plug-in socket, plug-in socket short, snap socket and expansion socket



d ₁	Code
40	40 04 19
50	40 05 19
56	40 56 19
63	40 06 19
75	40 07 19
90	40 09 19
110	40 11 19
125	40 12 19
160	40 16 19
200	40 20 19

Protection plug for trap connection socket/bend



d ₁	Code
46	40 46 19
58	40 58 19

Fixing material

Anchor bracket



d ₁	Code
40	70 04 78
50	70 05 78
56	70 56 78
63	70 06 78
75	70 07 78
90	70 09 78
110	70 11 78
125	70 12 78
160	70 16 78
200	70 20 80
250	70 25 80
315	70 31 80

Guide bracket



d ₁	Code
40	70 04 10
50	70 05 10
56	70 56 10
63	70 06 10
75	70 07 10
90	70 09 10
110	70 11 10
125	70 12 10
160	70 16 10
200	70 20 80
250	70 25 80
315	70 31 80

Clamp liners



d ₁	Code
40	70 04 15
50	70 05 15
56	70 56 15
63	70 06 15
75	70 07 15
90	70 09 15
110	70 11 15
125	70 12 15
160	70 16 15
200	70 20 15

Mounting plate for anchor bracket



d ₁	Code
40-160	70 94 78
200-315	70 94 80

Mounting plate for guide bracket



d ₁	Code
40-160	70 94 10
200-315	70 94 80

Support shell galvanised



d ₁	Code
40	90 04 00
50	90 05 00
56	90 56 00
63	90 06 00
75	90 07 00
90	90 09 00
110	90 11 00
125	90 12 00
160	90 16 00

Electrofusion control boxes

Electrofusion control box CB160



d ₁	Code
40-160	41 98 10

Electrofusion control box CB315-U



d ₁	Code
40-315	41 99 10

Cables for CB315-U

d ₁		Code
40-160	Output leads	41 99 71
200-315	Output leads	41 99 72
	Weld extension cable	41 99 75
	Connection cable USB	41 99 77

Butt-welding machines

Butt-welding machine 160C



d ₁	Code
40-160	49 20 00

Butt-welding machine 250C



d ₁	Code
75-250	49 30 00

Butt-welding machine 315C



d ₁	Code
90-315	49 40 00

Manual welding plate



d ₁	Code
40-110	49 00 10

Tools & accessories

Scraper



Code
61 33 11

Scraper Spider



Code
Scraper 41 98 60
Scraper & case 41 98 65

Spider accessories

Accessories	Code
Replacement blades	41 98 61
Roller set 3x	41 98 62
Roller holder	41 98 63
Replacement screw M2, 5x6 for blades	41 98 64
Case	41 98 66

Pipe cutter



d ₁	Code
40-63	49 09 10
50-125	49 10 10
110-160	49 11 10

Grease pencil



Code
41 96 20

PE cleaner



Code
60 10 00

Specialist Drainage Systems

High-rise solutions

Akatherm HDPE is part of a broad portfolio of innovative solutions suitable for high-rise applications, fully backed by expertise, knowledge and support of Aliaxis. More information? Scan the QR code or go to www.aliaxis.com/high-rise



Aliaxis Nederland B.V.
Industrieterrein 11
PO Box 7149
NL-5980 AC Panningen
The Netherlands

Tel +31 (0)77 30 88 650
Fax +31 (0)77 30 75 232

export@akatherm.com
www.akatherm.com